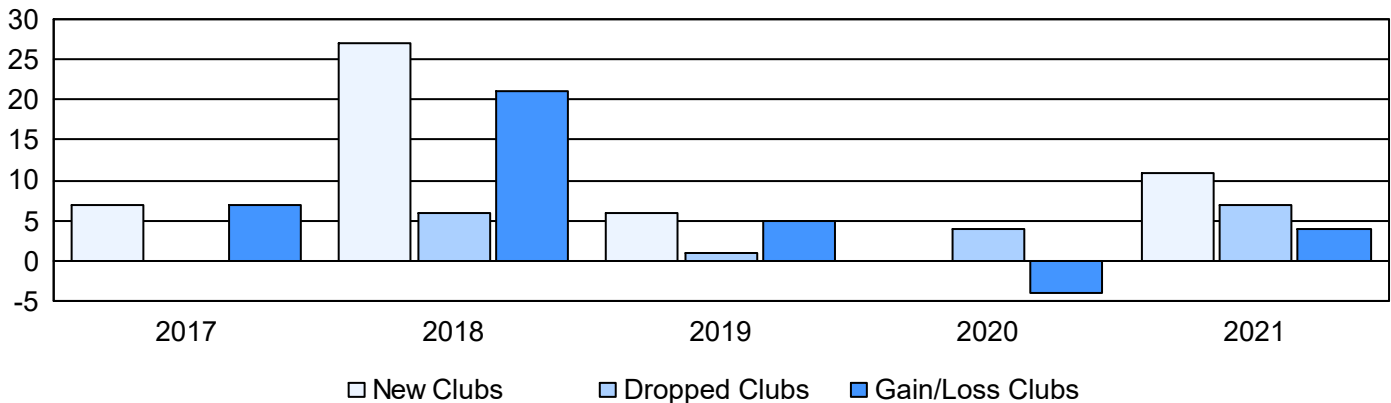
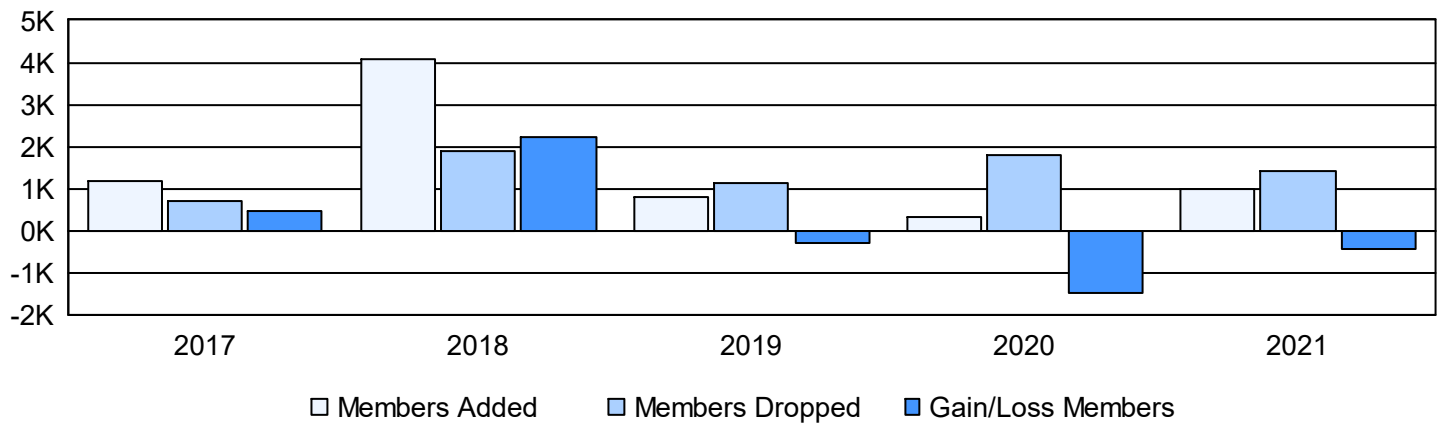


Year	New Clubs	Dropped Clubs	Gain/ Loss Clubs	New Members	Charter Members	Reinstate Members	Transfer Members	Total Member Added	Total Members Dropped	Gain/ Loss Members
2016-2017	7	0	7	897	221	51	19	1,188	722	466
2017-2018	27	6	21	2,835	1,178	50	24	4,087	1,878	2,209
2018-2019	6	1	5	466	248	55	45	814	1,114	-300
2019-2020	0	4	-4	219	24	51	11	305	1,781	-1,476
2020-2021	11	7	4	496	355	90	25	966	1,397	-431
Average	10	4	7	983	405	59	25	1,472	1,378	94

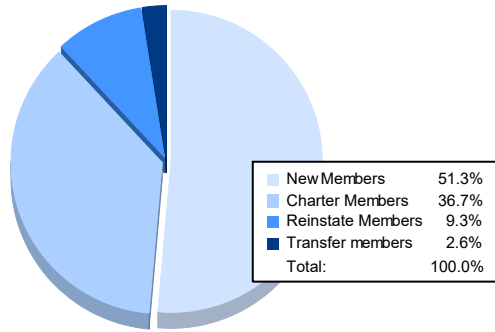
Clubs



Members



Membership Composition June 2021 Cumulative



Gender Composition June 2021 Cumulative

